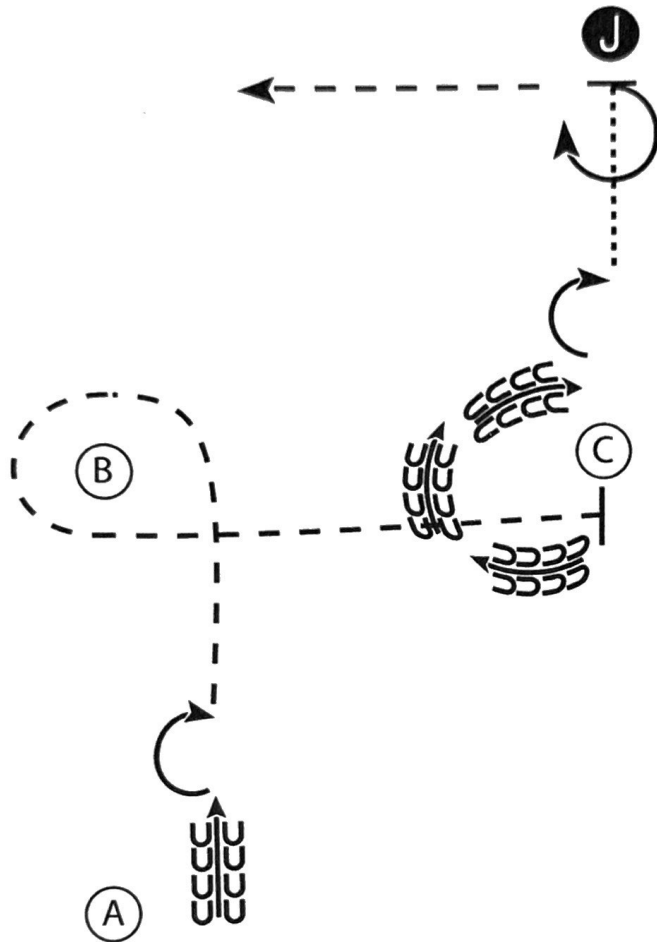


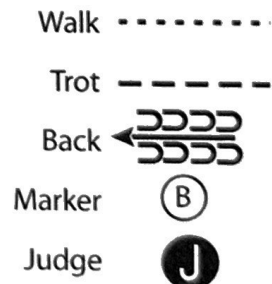
Roosevelt County Fair

Showmanship (SR)

Show Date: 8-20-24



1. At A back 4 steps and perform a 180 degree turn
2. Trot to and around B and continue to C
3. Stop at C
4. Back around C
5. Perform a 90 degree turn
6. Walk to judge and set up for inspection
7. When dismissed perform a 270 degree turn and trot straight away from the judge



[S/3-1]

Pattern Provided by:

Sueanna Blackwell

www.HorseShowPatterns.com

www.HorseShowPatterns.com

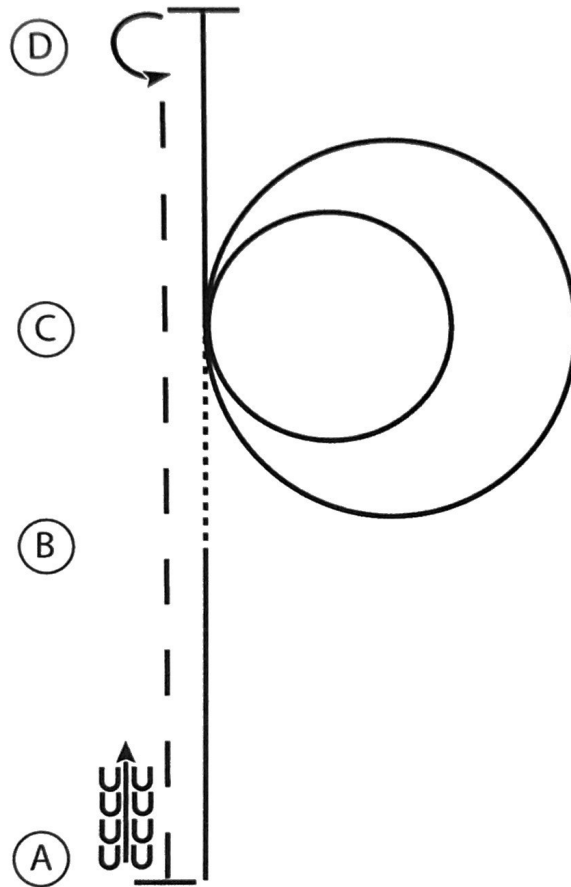
Roosevelt County Fair

Western Horsemanship (SR)

Show Date: 8-20-24

www.HorseShowPatterns.com

www.HorseShowPatterns.com



1. Lope on the left lead A to B
2. At B walk to C
3. At C lope a large fast circle to the right on the right lead followed by a small slow circle to the right on the right lead
4. Continue the lope to D
5. At D stop and perform a 180 degree turn to the left
6. Extend the jog to A
7. At A stop and back 4 steps

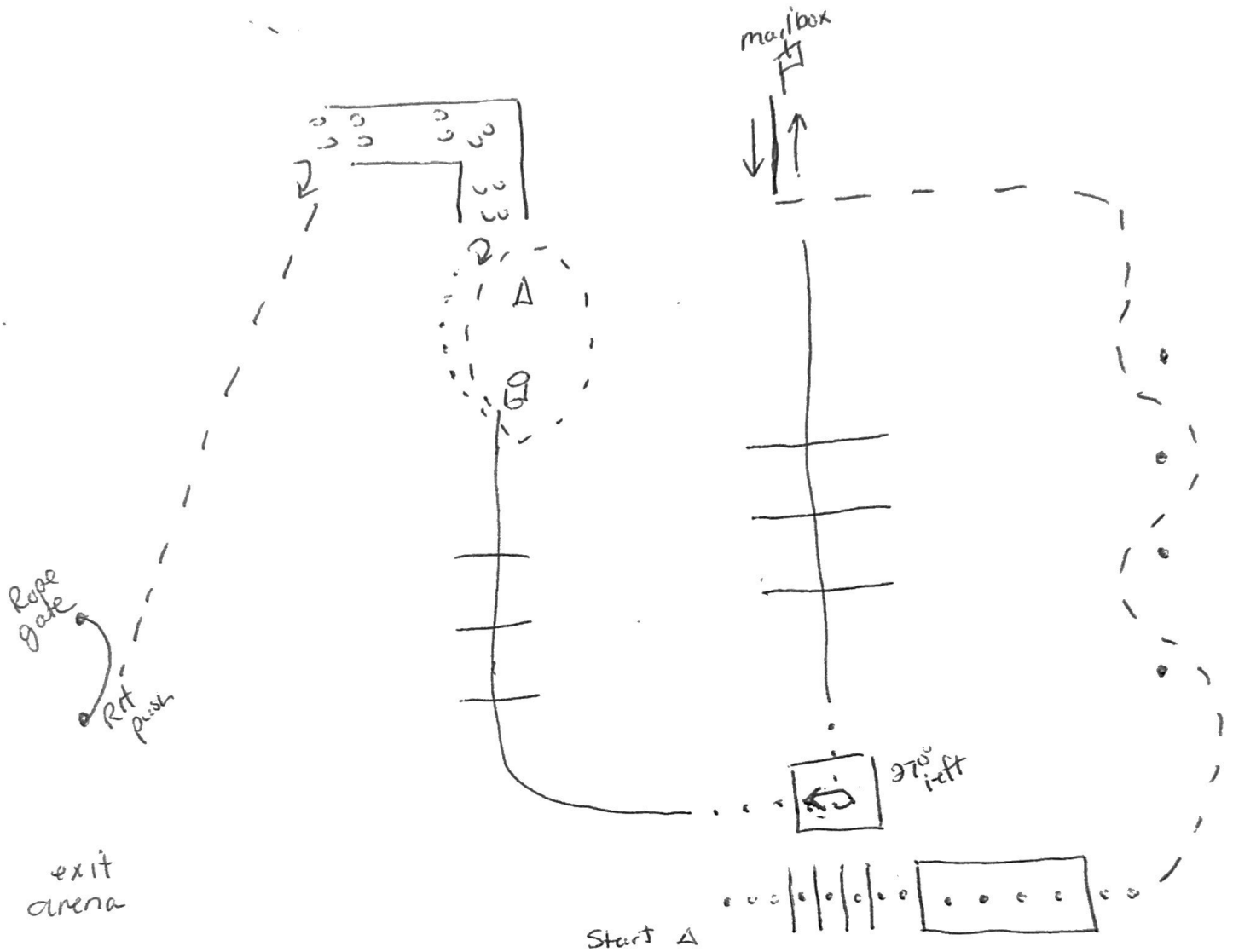
Walk
Jog	-----
Extended Jog	-----
Lope	—————
Leg Yield	
Lead Change	↙
Back	←←←←
Marker	(B)
Sidepass	←←←←

[WH/3-7]

Pattern Provided by:

Sueanna Blackwell

Roosevelt County Fair Youth Horse Show – Trail – (Jr. & Sr.)

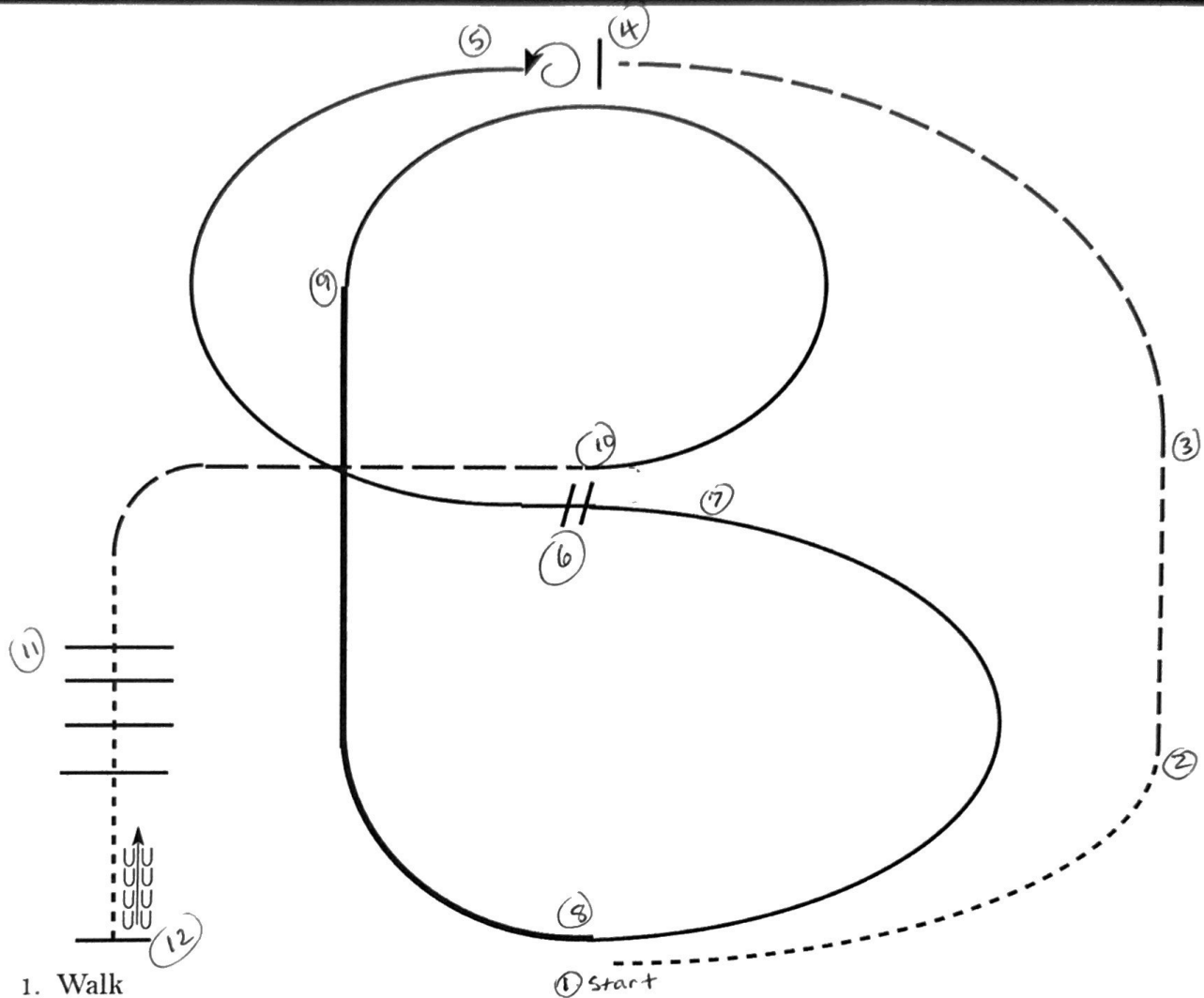


1. Walk the poles and the bridge
2. Trot serpentine and trot on to the mailbox
3. Side pass right to the mailbox, check mail, and side pass left
4. Left lead lope over the poles to the box
5. Walk into the box, turn 270 degrees left and walk out
6. Right lead lope over poles to the barrel, pick up the slicker and trot around the cone and to the barrel. Replace the slicker
7. Walk to the L, turn and back the L
8. Turn 90 degrees right and trot to the gate
9. Right hand push gate
10. Exit the arena

Roosevelt County Fair

Ranch Riding (Sr.)

Show Date: 8-20-24



1. Walk
2. Trot
3. Extend the trot, at the top of the arena, stop
4. 360 degree turn to the left
5. Left lead 1/2 circle, lope to the center
6. Change leads (simple or flying)
7. Right lead 1/2 circle
8. Extended lope up the long side of arena (right lead)
9. Collect back to a lope around the top of the arena and back to center
10. Break down to an extended trot
11. Walk over poles.
12. Stop and back (no pole)

Walk	-----
Jog	- - - - -
Extended Jog	-----
Lope	-----
Lead Change	
Back	
Marker	(B)

[RR/1]

Pattern Provided by:

Sueanna Blackwell

www.HorseShowPatterns.com

www.HorseShowPatterns.com