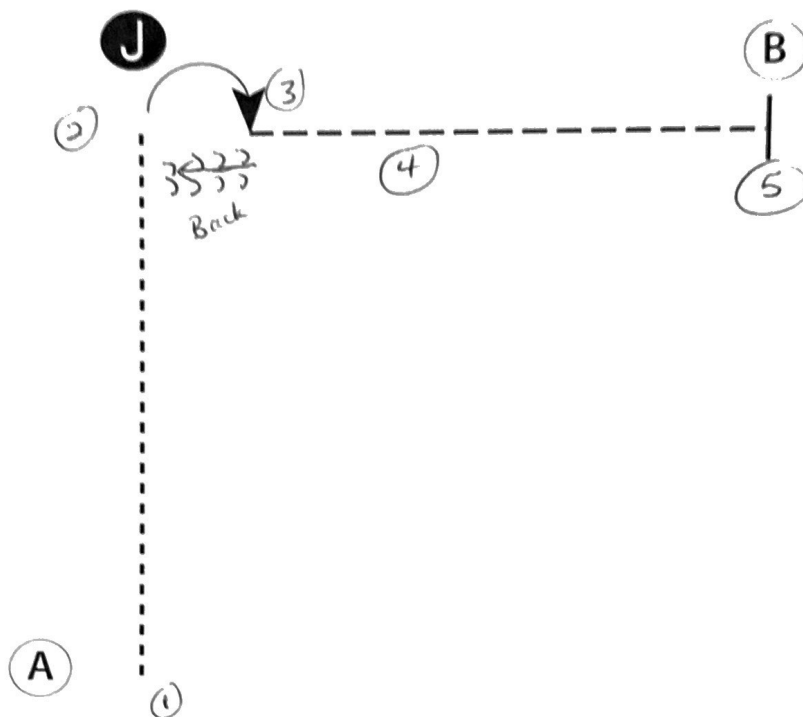


Roosevelt County Fair

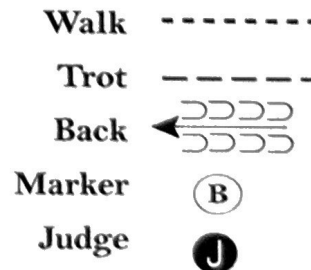
Showmanship (Novice)

Show Date: 8-20-24



Be ready at A.

1. Walk from A to Judge.
2. Stop and set up for inspection.
3. When dismissed, perform a 90 degree turn and back 4 steps.
4. Trot away from judge to B.
5. Stop at B.
6. Follow the instructions of your ring steward.



[SWT-7]

Pattern Provided by:
Suanna Blackwell

www.HorseShowPatterns.com

www.HorseShowPatterns.com

Roosevelt County Fair

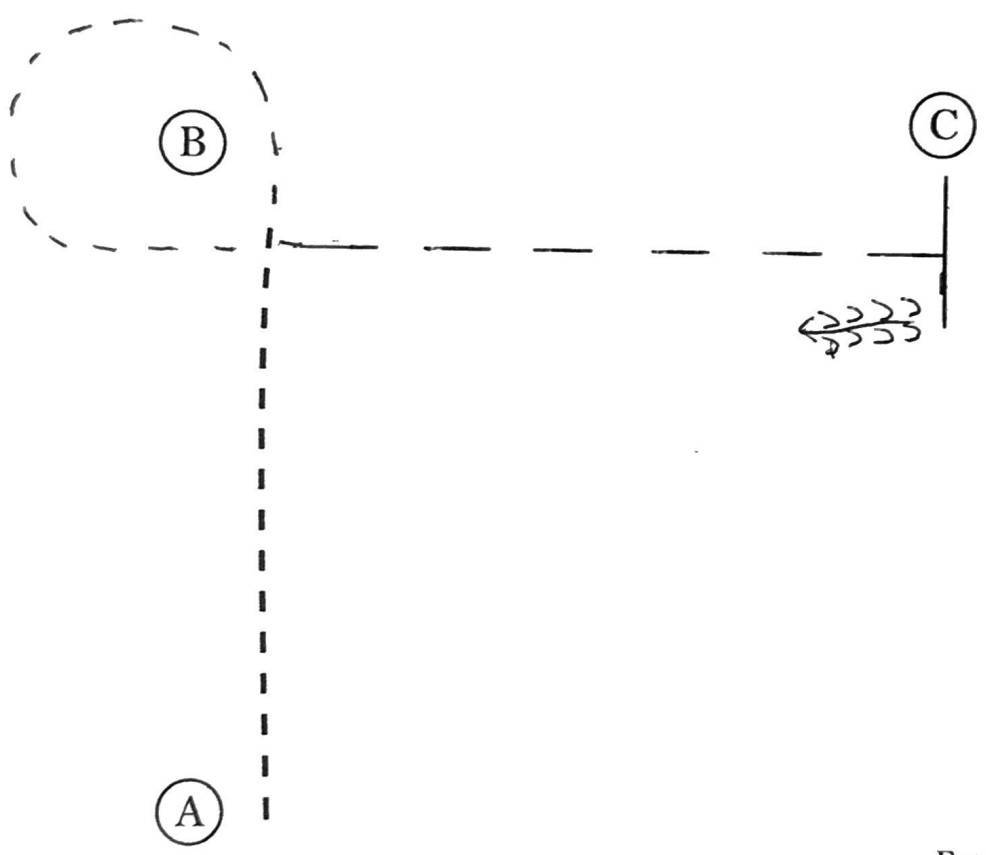
Western Horsemanship (Novice)

Show Date: 8-20-24

WWW.HORSESHOWPATTERNS.COM

WWW.HORSESHOWPATTERNS.COM

1. Jog A to B and a circle around B
2. At B extend the jog to C
3. Stop at C and back 4 steps.

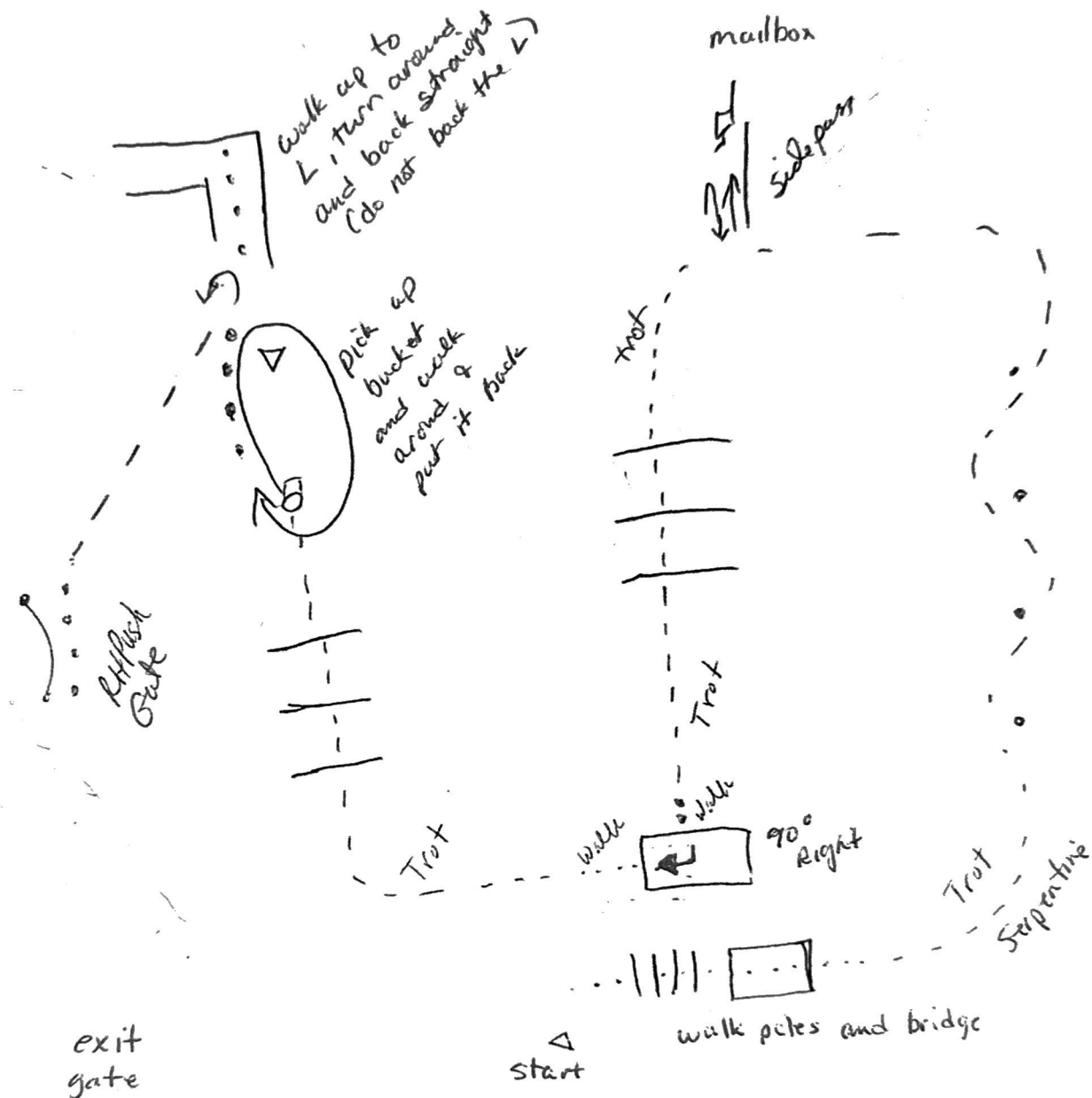


Walk
Jog	- - - - -
Extended Jog	—————
Lope	—————
Leg Yield	
Lead Change	↘
Back	←←←←
Marker	(B)
Sidepass	←←←←

[WH/WT-1]

Pattern Provided by:
Suzanne Blackwell

Roosevelt County Fair Youth Horse Show – Trail - Novice



1. Walk the poles and the bridge
2. Trot serpentine and trot on to the mailbox
3. Sidepass right to the mailbox, check mail, and sidepass left
4. Trot over the poles to the box
5. Walk into the box, turn 90 degrees right and walk out
6. Trot over poles to the barrel, pick up the bucket and walk around the cone:
Replace the bucket
7. Walk to the L, turn and back into the L straight only
8. Trot out of the L and to the gate
9. Right hand push gate
10. Exit the arena

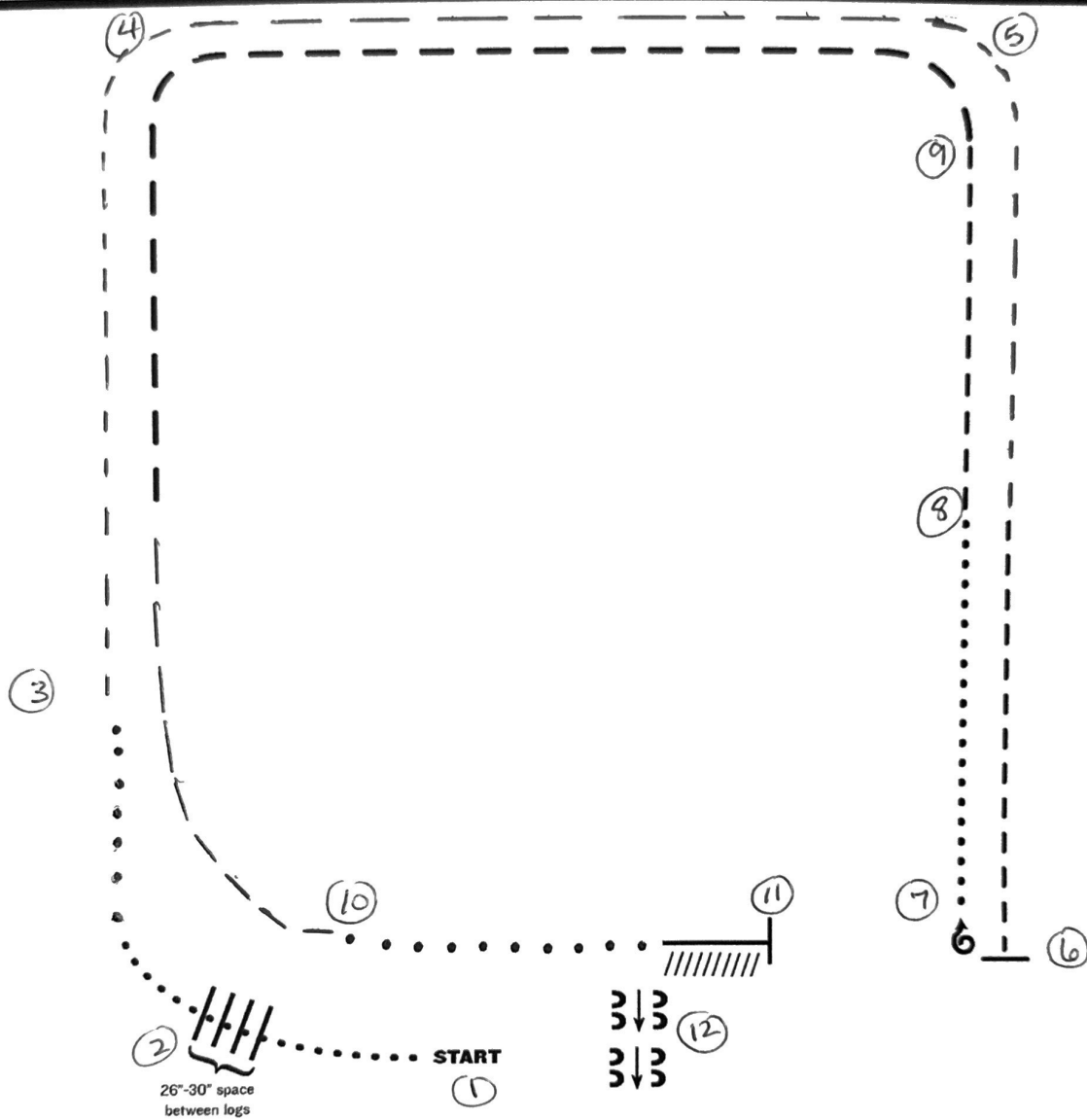
Roosevelt County Fair

Ranch Riding (Novice)

Show Date: 8-20-24

www.HorseShowPatterns.com

www.HorseShowPatterns.com



1. Walk
2. Walk over logs
3. Trot
4. Extended trot
5. Trot
6. Stop, 180° Right
7. Walk
8. Trot
9. Extended trot
10. Walk
11. Stop and Back
12. Side pass right (no pole)

Note: The drawn description of this pattern is only intended for the general depiction of the pattern. Exhibitors should utilize the arena space to best exhibit their horses.

[RR/AQHA-6]

Pattern Provided by:

Sue Blackwell